

**STATEMENT OF APPROPRIATIONS, ALLOTMENTS, OBLIGATIONS, DISBURSEMENTS AND BALANCES**  
As at the Quarter Ending September 30, 2022

Department: Department of Social Welfare and Development (DSWD)  
 Agency: Council for the Welfare of Children  
 Operating Unit: < not applicable >  
 Organization Code (UACS): 20 002 0000000  
 Fund Cluster: 01 Regular Agency Fund

	Current Year Appropriations
	Supplemental Appropriations
X	Continuing Appropriations

(e.g. UACS Fund Cluster: 01-Regular Agency Fund, 02-Foreign Assisted Projects Fund, 03-Special Account-Locally Funded/Domestic Grants Fund, and 04-Special Account-Foreign Assisted/Foreign Grants Fund)

Particulars	UACS CODE	Appropriations			Allotments					Current Year Obligations				Current Year Disbursements				Balances					
		Authorized Appropriations	Adjustments (Transfer To/From, Realignment)	Adjusted Appropriations	Allotments Received	Adjustments (Withdrawal, Realignment)	Transfer To	Transfer From	Adjusted Total Allotments	1st Quarter Ending March 31	2nd Quarter Ending June 30	3rd Quarter Ending Sept. 30	4th Quarter Ending Dec. 31	TOTAL	1st Quarter Ending March 31	2nd Quarter Ending June 30	3rd Quarter Ending Sept. 30	4th Quarter Ending Dec. 31	TOTAL	Unreleased Appro	Unobligated Allotments	Unpaid Obligations	
		3	4	5=(3+4)	6	7	8	9	10=[(8)-(7)-8+9]	11	12	13	14	15=(11+12+13+14)	16	17	18	19	20=(16+17+18+19)	21=(5-10)	22=(10-15)	23	24
I Continuing Appropriations		27,454,862.44	0.00	27,454,862.44	27,454,862.44	0.00	0.00	0.00	27,454,862.44	2,052,877.22	5,363,951.72	2,120,062.15	0.00	9,536,891.09	930,598.90	1,608,587.45	1,877,970.86	0.00	4,415,157.22	0.00	17,927,971.25	0.00	5,121,733.87
I Agency Specific Budget		27,454,862.44	0.00	27,454,862.44	27,454,862.44	0.00	0.00	0.00	27,454,862.44	2,052,877.22	5,363,951.72	2,120,062.15	0.00	9,536,891.09	930,598.90	1,608,587.45	1,877,970.86	0.00	4,415,157.22	0.00	17,927,971.25	0.00	5,121,733.87
General Administration and Support	10000000000000	13,741,953.99	0.00	13,741,953.99	13,741,953.99	0.00	0.00	0.00	13,741,953.99	1,703,277.14	632,450.18	1,751,819.15	0.00	4,087,546.47	754,648.82	511,107.78	1,527,264.00	0.00	2,793,020.60	0.00	9,854,407.52	0.00	1,294,525.87
General Management and Supervision	100000100001000	12,451,184.99	0.00	12,451,184.99	12,451,184.99	0.00	0.00	0.00	12,451,184.99	1,703,277.14	632,450.18	1,751,819.15	0.00	4,087,546.47	754,648.82	511,107.78	1,527,264.00	0.00	2,793,020.60	0.00	9,854,407.52	0.00	1,294,525.87
MOOE		12,451,184.99	0.00	12,451,184.99	12,451,184.99	0.00	0.00	0.00	12,451,184.99	1,703,277.14	632,450.18	1,751,819.15	0.00	4,087,546.47	754,648.82	511,107.78	1,527,264.00	0.00	2,793,020.60	0.00	9,854,407.52	0.00	1,294,525.87
CO		1,290,769.00	0.00	1,290,769.00	1,290,769.00	0.00	0.00	0.00	1,290,769.00	0.00	81,500.00	121,958.00	0.00	3,904,091.47	0.00	81,500.00	50,000.00	0.00	111,500.00	0.00	1,107,314.00	0.00	71,955.00
Sub-Task, General Administration and Support		13,741,953.99	0.00	13,741,953.99	13,741,953.99	0.00	0.00	0.00	13,741,953.99	1,703,277.14	632,450.18	1,751,819.15	0.00	4,087,546.47	754,648.82	511,107.78	1,527,264.00	0.00	2,793,020.60	0.00	9,854,407.52	0.00	1,294,525.87
PS		0.00	0.00	0.00	0.00	0.00	0.00	0.00	0.00	0.00	0.00	0.00	0.00	0.00	0.00	0.00	0.00	0.00	0.00	0.00	0.00	0.00	0.00
MOOE		12,451,184.99	0.00	12,451,184.99	12,451,184.99	0.00	0.00	0.00	12,451,184.99	1,703,277.14	632,450.18	1,751,819.15	0.00	4,087,546.47	754,648.82	511,107.78	1,527,264.00	0.00	2,793,020.60	0.00	9,854,407.52	0.00	1,294,525.87
FinEx (if Applicable)		0.00	0.00	0.00	0.00	0.00	0.00	0.00	0.00	0.00	0.00	0.00	0.00	0.00	0.00	0.00	0.00	0.00	0.00	0.00	0.00	0.00	0.00
CO		1,290,769.00	0.00	1,290,769.00	1,290,769.00	0.00	0.00	0.00	1,290,769.00	0.00	81,500.00	121,958.00	0.00	3,904,091.47	0.00	81,500.00	50,000.00	0.00	111,500.00	0.00	1,107,314.00	0.00	71,955.00
Operations	30000000000000	13,722,968.45	0.00	13,722,968.45	13,722,968.45	0.00	0.00	0.00	13,722,968.45	349,600.00	4,731,501.54	368,243.00	0.00	5,449,344.62	175,950.08	1,095,479.68	350,708.96	0.00	1,622,136.62	0.00	8,273,563.63	0.00	3,827,208.00
OO: Continuation of government actions for the fulfillment of the rights of the child		13,722,968.45	0.00	13,722,968.45	13,722,968.45	0.00	0.00	0.00	13,722,968.45	349,600.00	4,731,501.54	368,243.00	0.00	5,449,344.62	175,950.08	1,095,479.68	350,708.96	0.00	1,622,136.62	0.00	8,273,563.63	0.00	3,827,208.00
CHILD RIGHTS COORDINATION PROGRAM		13,722,968.45	0.00	13,722,968.45	13,722,968.45	0.00	0.00	0.00	13,722,968.45	349,600.00	4,731,501.54	368,243.00	0.00	5,449,344.62	175,950.08	1,095,479.68	350,708.96	0.00	1,622,136.62	0.00	8,273,563.63	0.00	3,827,208.00
Policy formulation and coordination of the implementation of plans and programs on the fulfillment of the rights of the child	310100100001000	13,722,968.45	0.00	13,722,968.45	13,722,968.45	0.00	0.00	0.00	13,722,968.45	349,600.00	4,731,501.54	368,243.00	0.00	5,449,344.62	175,950.08	1,095,479.68	350,708.96	0.00	1,622,136.62	0.00	8,273,563.63	0.00	3,827,208.00
MOOE		11,763,939.45	0.00	11,763,939.45	11,763,939.45	0.00	0.00	0.00	11,763,939.45	349,600.00	4,731,501.54	368,243.00	0.00	5,281,449.62	175,950.08	1,095,479.68	350,708.96	0.00	1,622,136.62	0.00	6,432,499.83	0.00	3,559,313.00
CO		1,958,969.00	0.00	1,958,969.00	1,958,969.00	0.00	0.00	0.00	1,958,969.00	0.00	0.00	0.00	0.00	167,895.00	0.00	0.00	0.00	0.00	0.00	0.00	1,791,074.00	0.00	187,895.00
Sub-Task, Operations		13,722,968.45	0.00	13,722,968.45	13,722,968.45	0.00	0.00	0.00	13,722,968.45	349,600.00	4,731,501.54	368,243.00	0.00	5,449,344.62	175,950.08	1,095,479.68	350,708.96	0.00	1,622,136.62	0.00	8,273,563.63	0.00	3,827,208.00
PS		0.00	0.00	0.00	0.00	0.00	0.00	0.00	0.00	0.00	0.00	0.00	0.00	0.00	0.00	0.00	0.00	0.00	0.00	0.00	0.00	0.00	0.00
MOOE		11,763,939.45	0.00	11,763,939.45	11,763,939.45	0.00	0.00	0.00	11,763,939.45	349,600.00	4,731,501.54	368,243.00	0.00	5,281,449.62	175,950.08	1,095,479.68	350,708.96	0.00	1,622,136.62	0.00	6,432,499.83	0.00	3,559,313.00
FinEx (if Applicable)		0.00	0.00	0.00	0.00	0.00	0.00	0.00	0.00	0.00	0.00	0.00	0.00	0.00	0.00	0.00	0.00	0.00	0.00	0.00	0.00	0.00	0.00
CO		1,958,969.00	0.00	1,958,969.00	1,958,969.00	0.00	0.00	0.00	1,958,969.00	0.00	0.00	0.00	0.00	167,895.00	0.00	0.00	0.00	0.00	0.00	0.00	1,791,074.00	0.00	187,895.00


This report was generated using the Unified Reporting System on 28/10/2022 08:10 version.FAR1.1.1 ; Status : SUBMITTED

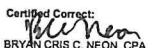
AA


Department: Department of Social Welfare and Development (DSWD)  
 Agency: Council for the Welfare of Children  
 Operating Unit: < not applicable >  
 Organization Code (UACS): 20 002 000000  
 Fund Cluster: 01 Regular Agency Fund  
 (e.g. UACS Fund Cluster: 01-Regular Agency Fund, 02-Foreign Assisted Projects Fund, 03-Special Account-Locally Funded/Domestic Grants Fund, and 04-Special Account-Foreign Assisted/Foreign Grants Fund)


	Current Year Appropriations
	Supplemental Appropriations
X	Continuing Appropriations

Particulars	UACS CODE	Appropriations			Allotments				Current Year Obligations					Current Year Disbursements				Balances					
		Authorized Appropriations	Adjustments (Transfer To/From, Realignment)	Adjusted Appropriations	Allotments Received	Adjustments (Withdrawal, Realignment)	Transfer To	Transfer From	Adjusted Total Allotments	1st Quarter	2nd Quarter	3rd Quarter	4th Quarter	TOTAL	1st Quarter	2nd Quarter	3rd Quarter	4th Quarter	TOTAL	Unreleased Appro	Unobligated Allotments	Unpaid Obligations	
										Ending March 31	Ending June 30	Ending Sept. 30	Ending Dec. 31		Ending March 31	Ending June 30	Ending Sept. 30	Ending Dec. 31				Due and Demandable	Not Yet Due and Demandable
1	2	3	4	5=(3+4)	6	7	8	9	10=[(8+)-(7)-9+9]	11	12	13	14	15=(11+12+13+14)	16	17	18	19	20=(16+17+18+19)	21=(5-10)	22=(10-15)	23	24
GRAND TOTAL		27,454,862.44	0.00	27,454,862.44	27,454,862.44	0.00	0.00	0.00	27,454,862.44	2,052,877.22	5,363,961.72	2,120,022.15	0.00	9,536,861.09	930,598.90	1,606,587.45	1,877,970.00	0.00	4,415,157.22	0.00	17,927,971.35	0.00	5,121,733.87
PS		0.00	0.00	0.00	0.00	0.00	0.00	0.00	0.00	0.00	0.00	0.00	0.00	0.00	0.00	0.00	0.00	0.00	0.00	0.00	0.00	0.00	0.00
MOOE		24,215,124.44	0.00	24,215,124.44	24,215,124.44	0.00	0.00	0.00	24,215,124.44	2,052,877.22	5,302,451.72	1,830,212.15	0.00	9,185,541.09	930,598.90	1,545,037.45	1,827,970.00	0.00	4,303,657.22	0.00	15,029,633.35	0.00	4,681,883.87
FinEx (if Applicable)		0.00	0.00	0.00	0.00	0.00	0.00	0.00	0.00	0.00	0.00	0.00	0.00	0.00	0.00	0.00	0.00	0.00	0.00	0.00	0.00	0.00	0.00
CO		3,249,738.00	0.00	3,249,738.00	3,249,738.00	0.00	0.00	0.00	3,249,738.00	0.00	61,509.00	289,809.00	0.00	351,308.00	0.00	61,500.00	50,000.00	0.00	113,000.00	0.00	2,898,388.00	0.00	239,850.00

Certified Correct:  
  
 HAYDEE D. TORRALBA, MPA  
 Budget Officer III  
 Date: 2022-10-26 17:47:11

Certified Correct:  
  
 BRYAN CRIS C. NEON, CPA  
 Accountant III  
 Date: 2022-10-26 17:47:11

Recommending Approval:  
  
 NORMA L. BELLEN, JO  
 Supervising Administrative Officer  
 Date: 2022-10-27 08:03:04

Approved By:  
  
 USEC. ANGELO M. TAPALES  
 Executive Director V  
 Date: 2022-10-27 08:30:15